





ST. CHAD'S C. of E. (VC) FIRST SCHOOL, PATTINGHAM.

HALF-TERM PLANNER Year 3

TOPIC: The Living Earth

HALF-TERM: Summer 2

AREA	WEEK 1	WEEK 2	WEEK 3	WEEK 4	WEEK 5	WEEK 6	WEEK 7 and 8
<p>English</p> 	<p>The Tin Forest</p> <p>Part 2</p> <p>Why is the old man collecting rubbish? What happens to our rubbish? If you could create anything from what you find, what would you make?</p> <p>Describe your creations.</p>	<p>Little turtle and the song of the sea. Sentences and Phrases that are used for effect.</p>  <p>Make predictions about what may happen next and write in the style of an author.</p> <p>Watch turtle clip on BBC Life web page (availability) Choose an insect or Reptile from the Deadly 60 list and write a short poem about it. Describe movement, habitat, prey etc.</p>	<p>Deadly 60 Wolves Predators p71 and 78-79 Wolves. All about wolves. Read non fiction texts and identify important information. Describe setting - Describe the land where the wolves live in Walk with a Wolf.</p>  <p>When to use 'a' or 'an' in the correct context.</p>	<p>Non-fiction Create paragraphs in non-fiction texts. Create appropriate headings and sub headings.</p> <p>Create a deadly 60 profile for a sea creature.</p> <p>Plan the facts you want to include.</p> 	<p>Non-fiction continued. Using our learning about non fiction pages, create your own non fiction page for a favourite animal.</p> <p>Can we use a computer to combine pictures and text?</p>	<p>Non-fiction The Green Planet</p> <p>How would you explain the connection between nature and humans?</p> <p>As a group try to think of a non fiction text that would explain why we need other animals, insects and plants.</p>	<p>The lost Words</p> <p>Discuss different forms of poetry. From Forest School last week, what acrostic poems could we create?</p> <p>Be inspired by our learning of the natural world. What new words have you learned?</p>
Mathematics	Fractions 2 Unit and non unit fractions.	Fractions 2 Finding fractions of a number.	Telling the Time.	Telling the Time	Properties of shape	Mass and capacity	Money
Science Forces and Magnets.	Magnetic forces. Explore and discover what objects are	Forces and friction. Define each key word and find where we can use	Gravity as a force. Gravity gives mass to objects and pulls objects down.	Friction Measuring how far things travel on different surfaces.	Friction experiment Measuring how far toy cars travel on different surfaces	Deadly 60 - match the skeleton to the creature. Look for bone structure and	Why are food chains important in maintaining a balance on Earth?

	affected by magnetic forces. NESW and arctic explorers e.g the compass.	forces. Magnetic forces and the poles. Explore magnets and how explorers can make a compass. (Forest School)	Measure the effect of gravity. Tennis ball bounce experiment.	Smooth to rough. The effects of friction and gravity	and recording results.	shape.	What happens if there is a problem in the food chain?
R.E.	What is the World wide Church?	What is the World wide Church?	What is the World wide Church?	What is the World wide Church?	What is the World wide Church?	What is the World wide Church?	Assessment challenge
Art and Design Deadly 60 art - BBC	Sketching shapes using a light grip on the pencil. Look at Ironbridge. How has the land use changed over time?	Use sketching to build proportion and choose best medium to add colour. Focus in on one part of an animal such as a reptile eye.	Printing - make a print of the planets. Firstly learn about the solar system and the affect it has on seasons and weather, then use balloons and paint to print the planets	The Rainbow Fish. Look at the Coral seas and the bright fish that live their. Make a coral fish, Glitter, sellophane etc.	Artist Rozanne Bell Look at the art of the focus artist. Try to create our own version of the style. Painting.	Design and make a bird mask. Use materials to build texture.	Creating animal prints and tracks using printing techniques. What animals have you used?
Modern Foreign Languages	Say hello and goodbye in French	Begin to make basic conversation.	Learn the names of some common animals in French.	Learn the colours in French and add them to the picture of the reptile.	Learn to talk about size in French. i.e. bigger, smaller etc.	Introduce a wild bird in French.	Learn to talk about size in French. i.e. bigger, smaller etc.
History and Geography	The tale of 2 Rivers, Comparing places. River source, the start of the Severn.	The source of the Oetz river. Compare sources and landscapes	Compare the upper valleys. What is the same what is different? How is the river used here?	The middle river, look at and compare two towns that are next to the river. Compare villages.	Rivers and cities. Are there any cities along the path of the river? Why are cities sometimes next to rivers?	The sea. Where do the rivers meet the sea? Which seas do they drain into? Use atlases and maps to identify places on the map.	What are the habitats and animals that rely on the river. Do people rely on the river too? How?
Computing	Branching Databases 2	Branching Databases 2	Branching databases 2	Searching the internet safely.	Combining texts and pictures.	Using word art to add old headings and subheadings.	Complete and print non fiction pages.
Music Music Express 4	N/a	Music Express Animal Magic p54	Music Express Animal Magic p55	Music Express Animal Magic p57	Music Express Animal Magic p57 Cont.	Music Express Animal Magic p58	Music Express Animal Magic p58,59,60
P.E. Athletics/Tennis	Athletics Running technique	Athletics Throwing - Shot Putt.	Sports Day	Tennis Racket grip and control.	Tennis Hitting the ball consistently.	Tennis Building a rally.	Tennis Competitive play.

Citizenship / S.E.A.L	What makes a friendship?	Building friendships - secret friend.	Worries - planning for Year 4.	Debate and compromise - which crayon had the best argument.	DT	Helping others - Empathy	Changes - plans for the future.
--------------------------	-----------------------------	--	-----------------------------------	--	----	-----------------------------	------------------------------------